

39. 11-05-2009 15:49:18

Roatan  
Cocoview Wall

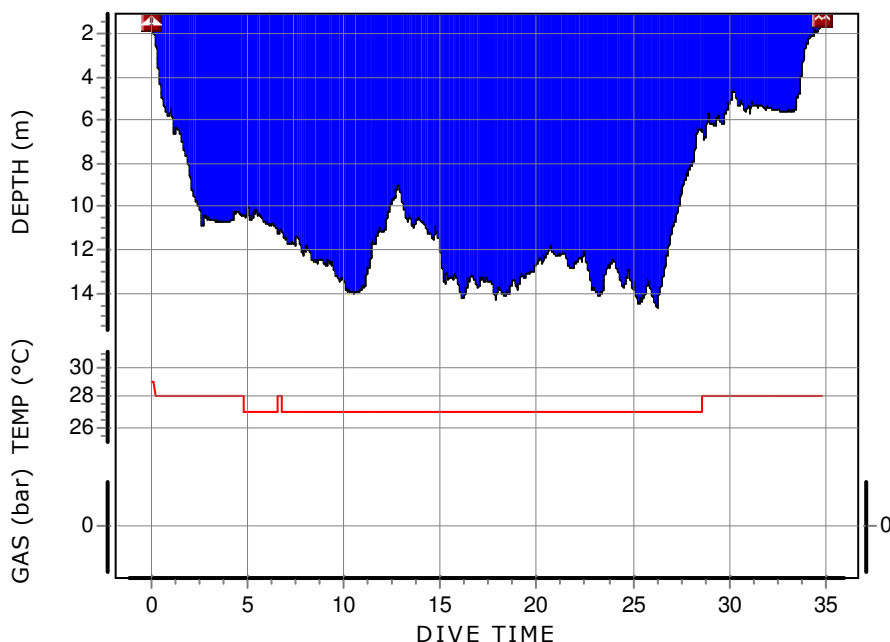
Information from dive computer

Dive no.	<b>39</b>	DC Dive no.	<b>13</b>	Sampling Rate	<b>1 sec</b>
Start time	<b>11-05-2009 15:49:18</b>	Surface Interval	<b>00:43:00</b>	Altitude mode	<b>A0</b>
End time	<b>11-05-2009 16:23:18</b>	ID no.	<b>72101106</b>	Personal settings	<b>P0</b>
Dive time	<b>00:34:00</b>	Model	<b>D6</b>	Dive type	<b>Nitrox</b>
Max depth	<b>14.7 m</b>	Personal info	<b>knuspar@knuspar.dk</b>	Alarms Recorded	<b>2</b>
Oxygen Percent	<b>33% 40%</b>			OLF	<b>14 %</b>

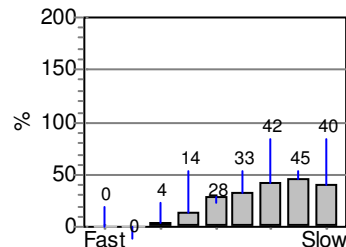
Weather	<b>Clear Sky / Night</b>	Temperatures		Buddy	<b>Henrik Christensen</b>
Visibility	<b>~20 M</b>	Start of dive	<b>29 °C</b>	Boat name	<b>Cocoview IV</b>
Weight used	<b>7 kg</b>	Max depth	<b>27 °C</b>	Dive Master	
		End of dive	<b>28 °C</b>	Custom 1	
Dive gear	Canon G10 + UW Housing, Mares Evolution 5mm shorty, Rented BCD, Rented Regulator+Octopus			Custom 2	
				Custom 3	
				Custom 4	
				Custom 5	

Cylinders

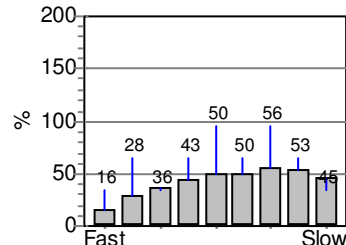
Cylinder size	Oxygen Percent	Start	End	Average depth	SAC Rate	Gas used Pressure used	Gas used Rate used	Gas used Volume gas used
<b>12 liters</b>	<b>33%</b>	<b>0 bar</b>	<b>0 bar</b>	<b>10,4 m</b>	<b>0 SLM</b>	<b>0 bar</b>	<b>0 bar/min</b>	<b>0 liters</b>



Tissue saturation on start



Tissue saturation on end



Notes